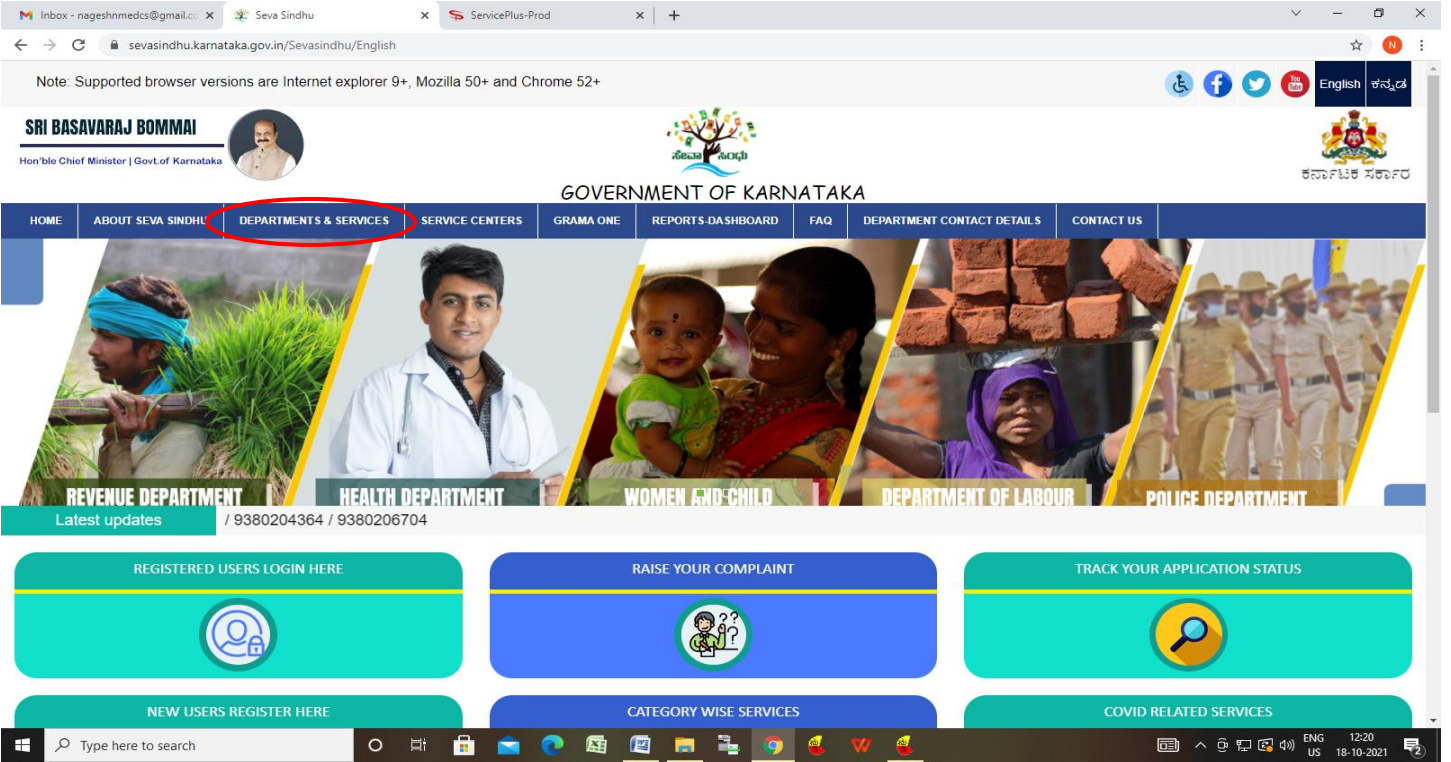


ಬೆಂಗಳೂರು ಅಭಿವೃದ್ಧಿ ಪ್ರಾಧಿಕಾರ Bangalore Development Authority ಇ-ಖತಾ ವರ್ಗಾವಣೆಗಾಗಿ ಅರ್ಜಿ Application for e-Khata Transfer

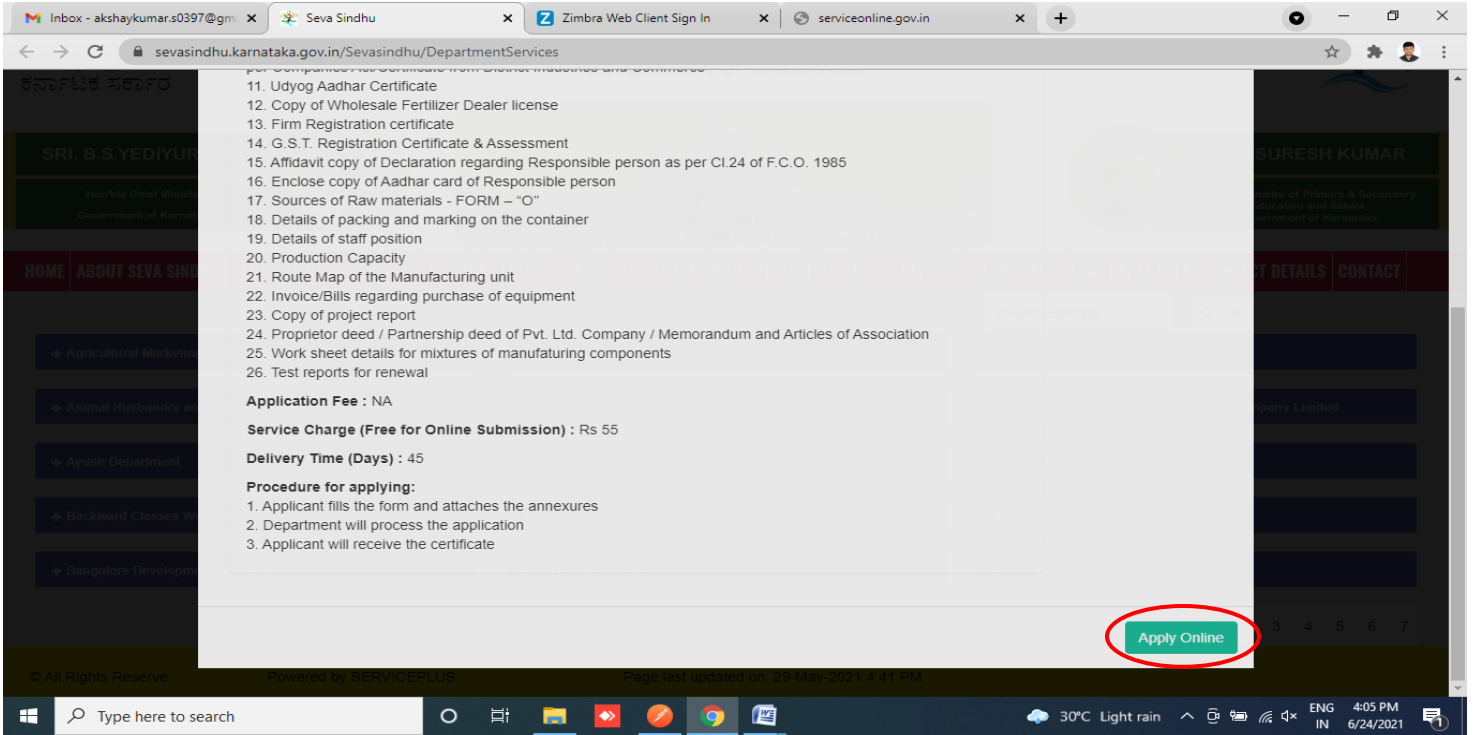
Step 1: Go to sevasindhu.karnataka.gov.in website and click on Departments & Services



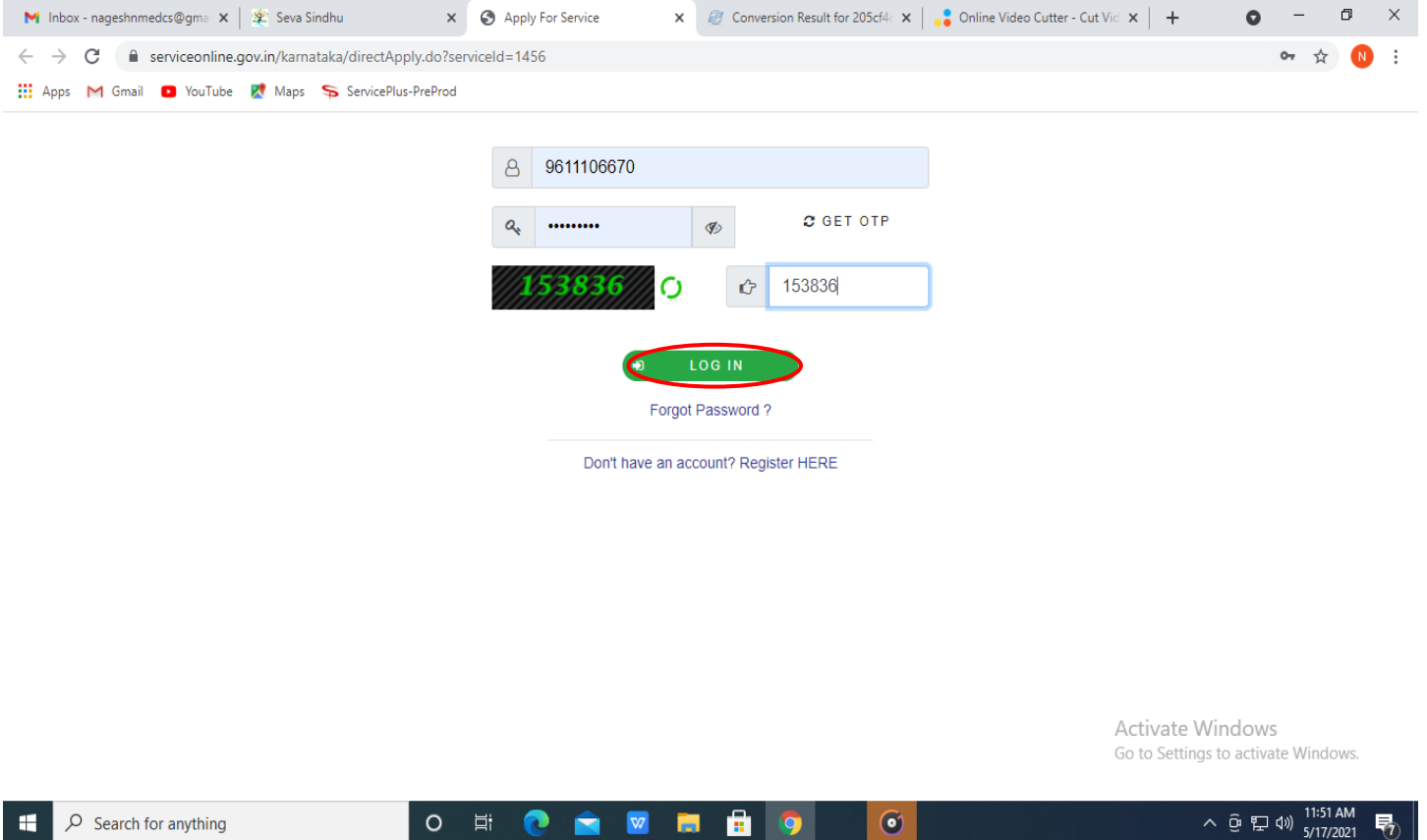
Step 2: Click on [Bangalore Development Authority](#) and select [Application for e-Khata Transfer](#). Alternatively, you can search for Application for e-Khata Transfer in the [search option](#).



Step 3: Click on Apply online



Step 4: Enter the username, password/OTP, captcha and click on Log In button



Step 5: Fill the Applicant Details

ಬೆಂಗಳೂರು ಅಭಿವೃದ್ಧಿ ಪ್ರಾಧಿಕಾರ
Bangalore Development Authority
ಇ-ಖಾತಾ ವರ್ಗಾವಣೆಗಾಗಿ ಅರ್ಜಿ
Application for e-Khata Transfer

Allottee/Applicant's Type / ಹಂಚಿಕೆದಾರರ/ಅರ್ಜಿದಾರರ ವಿಧ
Allottee/Applicant's Type / ಹಂಚಿಕೆದಾರರ/ಅರ್ಜಿದಾರರ ವಿಧ * Citizen / ನಾಗರಿಕ

Applicant's Details / ಅರ್ಜಿದಾರರ ವಿವರಗಳು

Allottee / Applicant's Name / ಹಂಚಿಕೆದಾರರ / ಅರ್ಜಿದಾರರ ಹೆಸರು * test
Father/Mother/Wife/Husband Name / ತಂದೆ/ತಾಯಿ/ಹೆಂಡತಿ/ಗಂಡನ ಹೆಸರು * test
Relationship / ಸಂಬಂಧ * Son / ಮಗ
Photo(Upload the passport size photograph. Same will be used in Khata) Choose File No file chosen

Step 6: Verify the details. If details are correct, select the **checkbox ("Yes")** & Submit

Declaration/ಘೋಷಣೆ

I hereby declare that the information given in this application is true and correct to the best of my knowledge and belief.

I Agree *

Additional Details

Apply to the Office * University Office(Higher Education Universities- Bangalore University) - Rural/Urban

Word verification

jw62ka

Please enter the characters shown above

jw62ka

Activate Windows

Draft **Submit** Close Reset

Step 7: A fully filled form will be generated for verification, if you have any corrections click on **Edit** option, Otherwise proceed to **attach annexure**

Application not yet submitted. To proceed click on the appropriate button available at the bottom of this page

Details of Applicant

ಅರ್ಜಿದಾರರ ಪೂರ್ಣ ಹೆಸರು /Applicant Full Name :	Bindushree S N
ವಿಳಾಸ 1 / Address Line 1 :	tEst
ವಿಳಾಸ 2 / Address Line 2 :	test
ರಾಷ್ಟ್ರ / Country :	India
ರಾಜ್ಯ / State :	KARNATAKA
ಜಿಲ್ಲೆ /District :	HASSAN
ತಾಲ್ಲೂಕು /Taluk :	Channarayapatna
Postal / Zip Code :	999999
ಮೊಬೈಲ್ ಸಂಖ್ಯೆ (ಈ ಸಂಖ್ಯೆಗೆ SMS ಸೂಚನೆಗಳನ್ನು ಕಳುಹಿಸಲಾಗುತ್ತದೆ) /Mobile Number (SMS notifications will be sent to this number) :	9999999999
ಇ-ಮೇಲ್(ಮಿಂಚಂಚೆ) ಐಡಿ (ಈ ಐಡಿಗೆ ಇ-ಮೇಲ್ ಸೂಚನೆಗಳನ್ನು ಕಳುಹಿಸಲಾಗುತ್ತದೆ) /e-Mail ID (e-Mail notifications will be sent to this ID) :	test@gmail.com
ರಸಗೊಬ್ಬರ (ನಿಯಂತ್ರಣ) ಅದೇಶ 1985 ರ ಷರತ್ತು 14 ರ ಉಪ ಷರತ್ತು (1) ರ ಅಡಿಯಲ್ಲಿ, ರಾಜ್ಯ ಸರ್ಕಾರವು ನಿಗದಿಪಡಿಸಿದ ಅರ್ಹತೆಯನ್ನು ಅರ್ಜಿದಾರರು ಹೊಂದಿದೆಯೇ? /Does the applicant possess the qualification prescribed by the State Government under	No

Step 8: Click on Attach annexure

Declaration

a) I/we declare that the information given above is true and correct to the best of my/our knowledge and belief, and no part thereof is false.
b) I/we have carefully read the terms and conditions of the certificate or manufacture given in Form 'F' appended to the Fertilizer Control Order 1985, and agree to abide by them.
c) I/we declare that the physical/granulated mixture for which certificate of manufacture is applied for shall be prepared by me/us or by a person having such qualifications as may be prescribed by the State Government from time to time or by any other person under my/our direction, supervision and control or under the direction, supervision and control of person having the said qualifications.
d) I/we declare that the requisite laboratory facility specified by the controller under this order is possessed by me/us.

I agree to the above Terms & Conditions

Place : test
Date : 25/05/2021
I Agree : Yes

Additional Details

Apply to the Office : Agriculture Department (STATE)

Draft Reference No : Draft_AC004S/2021/00005

25/5/2021 11:24:50 IST <http://serviceonline.gov.in/karnataka>

Attach Annexure **Edit** **Cancel** **Click here to initiate new application**

Step 9: Attach the annexure and click on save annexure.

Type of Enclosure	Enclosure Document	File/Reference
Affidavit on Stamp paper of Rs.20/- signed by a Notary	Affidavit on Stamp paper of Rs.20/- signed by a Notary Document Format	Choose File sample.pdf Scan Fetch from DigiLocker
FIR Copy	FIR Copy Document Format	Choose File sample.pdf Scan Fetch from DigiLocker
All semester Marks Card	All semester Marks Card Document Format	Choose File sample.pdf Scan Fetch from DigiLocker
Original Degree Certificate copy if available	Original Degree Certificate copy if available Document Format	Choose File sample.pdf Scan Fetch from DigiLocker
Applicant Photo	Applicant Photo Document Format	Choose File sample.pdf Scan Fetch from DigiLocker

Buttons: Save Annexure, Cancel, Back

Step 10: Saved annexures will be displayed and click on e sign and Submit to proceed.

13) Enclose copy of Aadhar card of Responsible person
14) Details of staff position
15) Production Capacity
16) Copy of project report
17) Route Map of the Manufacturing unit
18) Details of packing and marking on the container
19) Predefined Template
20) Predefined Template
21) Predefined Template
22) Predefined Template

Additional Details

Apply to the Office: Agriculture Department (STATE)

Draft Reference No.: AC004S21000004

Buttons: eSign and Submit, Cancel

Step 11: Click on I agree with above user consent and eSign terms and conditions and Select authentication type to continue and Click on **OTP**

Consent Authentication Form

I hereby state that I have no objection in authenticating myself with Aadhaar based authentication system and consent to providing my Aadhaar number along with the authentication details for the purposes of availing "**Land Holding Certificate / ಭೂ ಹಿಡುವಳಿ ಪ್ರಮಾಣ ಪತ್ರ**" by eSigning Application form and Enclosure(s). I understand that the OTP I provide for authentication shall be used only for authenticating my identity through the Aadhaar Authentication system, for obtaining my e-KYC through Aadhaar e-KYC service and for the issuance of Digital Signature Certificate (DSC) for this specific transaction and for no other purposes. For the creation of DSC, I understand that the options that I have chosen are the ones that shall be populated in the DSC generated by the CA and I provide my consent for the same. I also understand that the following fields in the DSC generated by the CA are mandatory and I give my consent for using the Aadhaar provided e-KYC information to populate the corresponding fields in the DSC.

1. Common Name (name as obtained from e-KYC)
2. Unique Identifier (hash of Aadhaar number)
3. Pseudonym (unique code sent by UIDAI in e-KYC response)
4. State or Province (state as obtained from e-KYC)
5. Postal Code (postal code as obtained from e-KYC)
6. Telephone Number (hash of phone as obtained from e-KYC)

I understand that ServicePlus shall ensure security and confidentiality of my personal identity data provided for the purpose of Aadhaar based authentication.

I agree with above user consent and eSign terms and conditions

Select authentication type to continue

OTP Download Document

Step 12: Enter Aadhar Number and click on get OTP

esignservice.cdac.in/esign2.1/OTP

Ministry of Electronics and Information Technology
Government of India

Digital India
Power To Empower

सी डैक
CDAC
Centre for Development of Advanced Computing

You are currently using C-DAC eSign Service and have been redirected from

Hastakshar
हस्ताक्षर
C-DAC's eSign Service

Aadhaar Based e-Authentication

Enter Your Virtual ID / Aadhaar Number [Get Virtual ID](#)

Enter Your Aadhaar OTP [View Document Information](#)

Get OTP Cancel [Not Received OTP? Resend OTP](#)

Step 13: Enter OTP and click on Submit

esignservice.cdac.in/esign2.1/OTP

Ministry of Electronics and Information Technology
Government of India

Digital India
Power To Empower

सी डैक
CDAC
Centre for Development of Advanced Computing

You are currently using C-DAC eSign Service and have been redirected from

Hastakshar
हस्ताक्षर
C-DAC's eSign Service

Aadhaar Based e-Authentication

[Get Virtual ID](#)

I have read and provide my [consent](#) [View Document Information](#)

Submit **Cancel** [Not Received OTP? Resend OTP](#)

Activate Windows
Go to Settings to activate Windows.

Step 14: After submit is successful, acknowledgement will be generated. Acknowledgment consists of applicant details and application details for applicant's reference.

Application for New e-Khata

ಆಧಾರ ಆಧಾರ ಅಂಗೀಕರಣ
Aadhaar Based e-Authentication

Office Name (ಆಧಿಕಾರಿ)	Bangalore Development Authority/BDA
Application No (ಆಧಿಕಾರಿ ಸಂಖ್ಯೆ)	BD01121000001
Application Date (ಆಧಿಕಾರಿ ದಿನಾಂಕ)	09/09/2021
Financial Year (ಆಧಿಕಾರಿ ವರ್ಷ)	2021-2022
Service Requested (ಆಧಿಕಾರಿ ಸೇವೆ)	Application for Possession Certificate for Possession/Construction
Applicant Name (ಆಧಿಕಾರಿ ಹೆಸರು)	test
Applicant Address (ಆಧಿಕಾರಿ address)	test - 540001
Mobile No (ಆಧಿಕಾರಿ ಸಂಖ್ಯೆ)	859691979

Documents Submitted (ಆಧಿಕಾರಿ ದಾಖಲೆ)	Documents Attached
Basic Cum 3 day Deed for Sale Deed	Sale Deed
ID and Address Proof	Dining License
Payment Status (ಆಧಿಕಾರಿ ಪಾವತಿ)	Not Applicable/ನಿರೀಕ್ಷಿಸಲಾಗಿದೆ
Payment Mode (ಆಧಿಕಾರಿ ಪಾವತಿ ವಿಧ)	Not Applicable/ನಿರೀಕ್ಷಿಸಲಾಗಿದೆ
Transaction ID (ಆಧಿಕಾರಿ ID)	Not Applicable/ನಿರೀಕ್ಷಿಸಲಾಗಿದೆ
Transaction Date and Time (ಆಧಿಕಾರಿ ದಿನಾಂಕ)	Not Applicable/ನಿರೀಕ್ಷಿಸಲಾಗಿದೆ
Transaction Reference Number (ಆಧಿಕಾರಿ ಸಂಖ್ಯೆ)	Not Applicable/ನಿರೀಕ್ಷಿಸಲಾಗಿದೆ
Total Amount Paid (ಆಧಿಕಾರಿ ಮೊತ್ತ)	Not Applicable/ನಿರೀಕ್ಷಿಸಲಾಗಿದೆ
Application Fee (ಆಧಿಕಾರಿ ಶುಲ್ಕ)	Not Applicable/ನಿರೀಕ್ಷಿಸಲಾಗಿದೆ
Service Charge (ಆಧಿಕಾರಿ ಶುಲ್ಕ)	Not Applicable/ನಿರೀಕ್ಷಿಸಲಾಗಿದೆ
Transaction Charge (ಆಧಿಕಾರಿ ಶುಲ್ಕ)	Not Applicable/ನಿರೀಕ್ಷಿಸಲಾಗಿದೆ

Property Details	
Apartment Name (ಆಧಿಕಾರಿ ಹೆಸರು)	test
Apartment Phase (ಆಧಿಕಾರಿ ಹಂತ)	0
Apartment Block (ಆಧಿಕಾರಿ ಬ್ಲಾಕ್)	4
Flat Type (ಆಧಿಕಾರಿ ವಿಧ)	01 Duplex

1. You can check the status of this service request on website
<http://sevasindhu.karnataka.gov.in> or <http://sevasindhu.karnataka.gov.in>

Step 15: To download the certificate, go to the sevasindhu.karnataka.gov.in and click on **Registered Users Login Here**

The screenshot shows the homepage of the Government of Karnataka's Seva Sindhu portal. At the top, there is a navigation menu with links for HOME, ABOUT SEVA SINDHU, DEPARTMENTS & SERVICES, SERVICE CENTERS, GRAMA ONE, REPORTS-DASHBOARD, FAQ, DEPARTMENT CONTACT DETAILS, and CONTACT US. Below the menu is a banner with five departmental images: Revenue Department, Health Department, Women and Child, Department of Labour, and Police Department. A central navigation bar contains buttons for 'REGISTERED USERS LOGIN HERE', 'RAISE YOUR COMPLAINT', 'TRACK YOUR APPLICATION STATUS', 'NEW USERS REGISTER HERE', 'CATEGORY WISE SERVICES', and 'COVID RELATED SERVICES'. The footer includes contact information and a search bar.

Step 16: Once the login page is open, enter your username, password/OTP, captcha and click on **Submit**.

The screenshot shows the login page of the Seva Sindhu portal. The page is divided into two main sections: 'Apply for Service' and 'Check Your Application Status'. The 'Apply for Service' section contains a form with fields for a phone number (9611106670), a password, a 'Get OTP' button, a captcha (552519), and a 'Submit' button. The 'Check Your Application Status' section contains a form with dropdown menus for 'Select Department' and 'Select Service', an 'Enter your Application ID' field, and a 'Check Status Now' button. The page footer includes copyright information and a 'Powered by SERVICEPLUS' logo.

Step 17: Click on **View Status of Application** --> **Track application status**. Enter Application Reference Number (you can refer to Acknowledgment/SMS to get Application Reference Number) and click on **Get Data**.

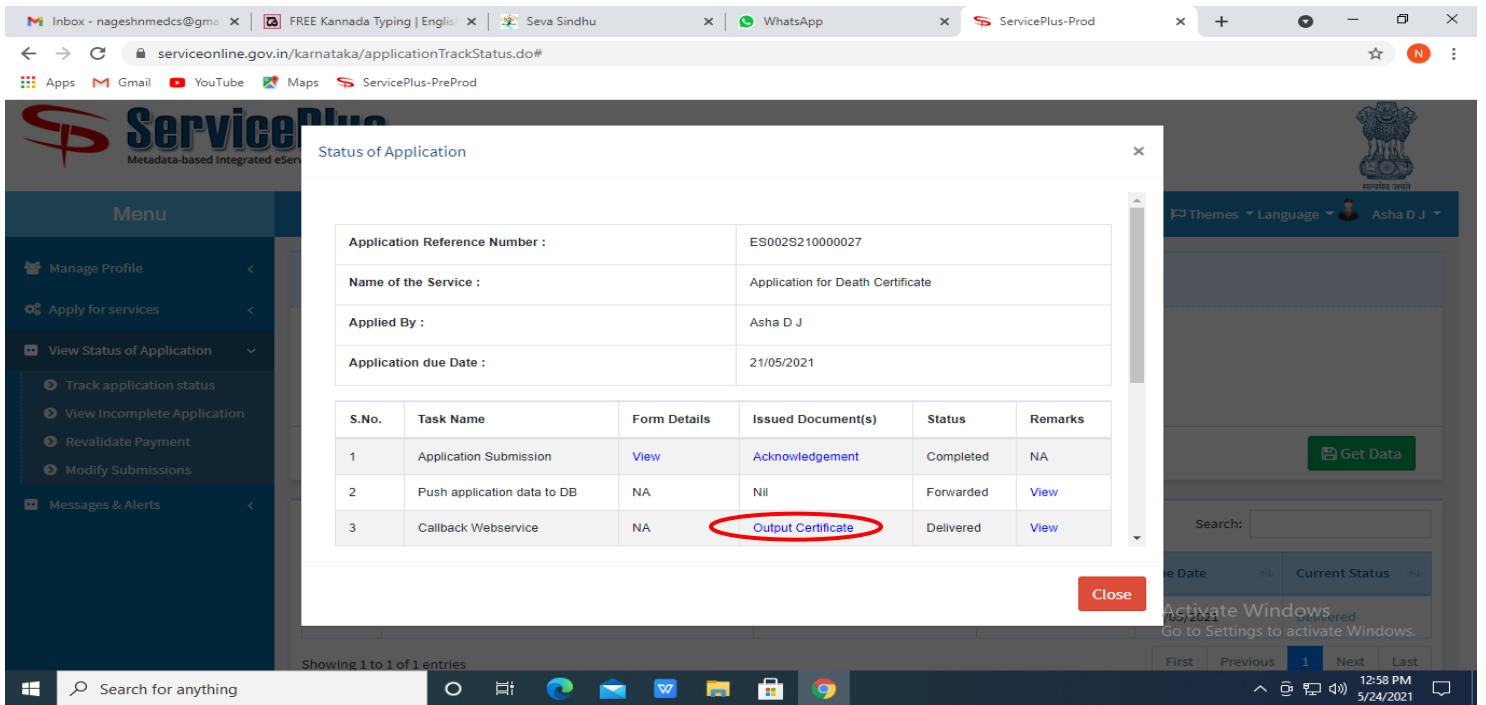
The screenshot shows the ServicePlus web application interface. The browser address bar displays `serviceonline.gov.in/karnataka/citizenServiceList.do`. The page title is "View Status Of Application / Track Application Status". The search filters are: From Date: 24/03/2021, To Date: 24/05/2021, and App Ref No.: ES002S210000027. A red circle highlights the "Get Data" button.

Step 18: Check Current Status of the application. If it is delivered, click on **Delivered**.

The screenshot shows the ServicePlus web application interface. The browser address bar displays `serviceonline.gov.in/karnataka/applicationTrackStatus.do`. The page title is "View Status Of Application / Track Application Status". The search filters are: From Date: 24/03/2021, To Date: 24/05/2021, and App Ref No.: ES002S210000027. A red circle highlights the "Delivered" status in the table.

SNo	Service Name	Application Reference No	Submission Date	Due Date	Current Status
1	Application for Death Certificate	ES002S210000027	20/05/2021	21/05/2021	Delivered

Step 19: Under Issue Document(s), click on **Output certificate**



ServicePlus
Metadata-based integrated eSeva

Menu

- Manage Profile
- Apply for services
- View Status of Application
 - Track application status
 - View Incomplete Application
 - Revalidate Payment
 - Modify Submissions
- Messages & Alerts

Status of Application

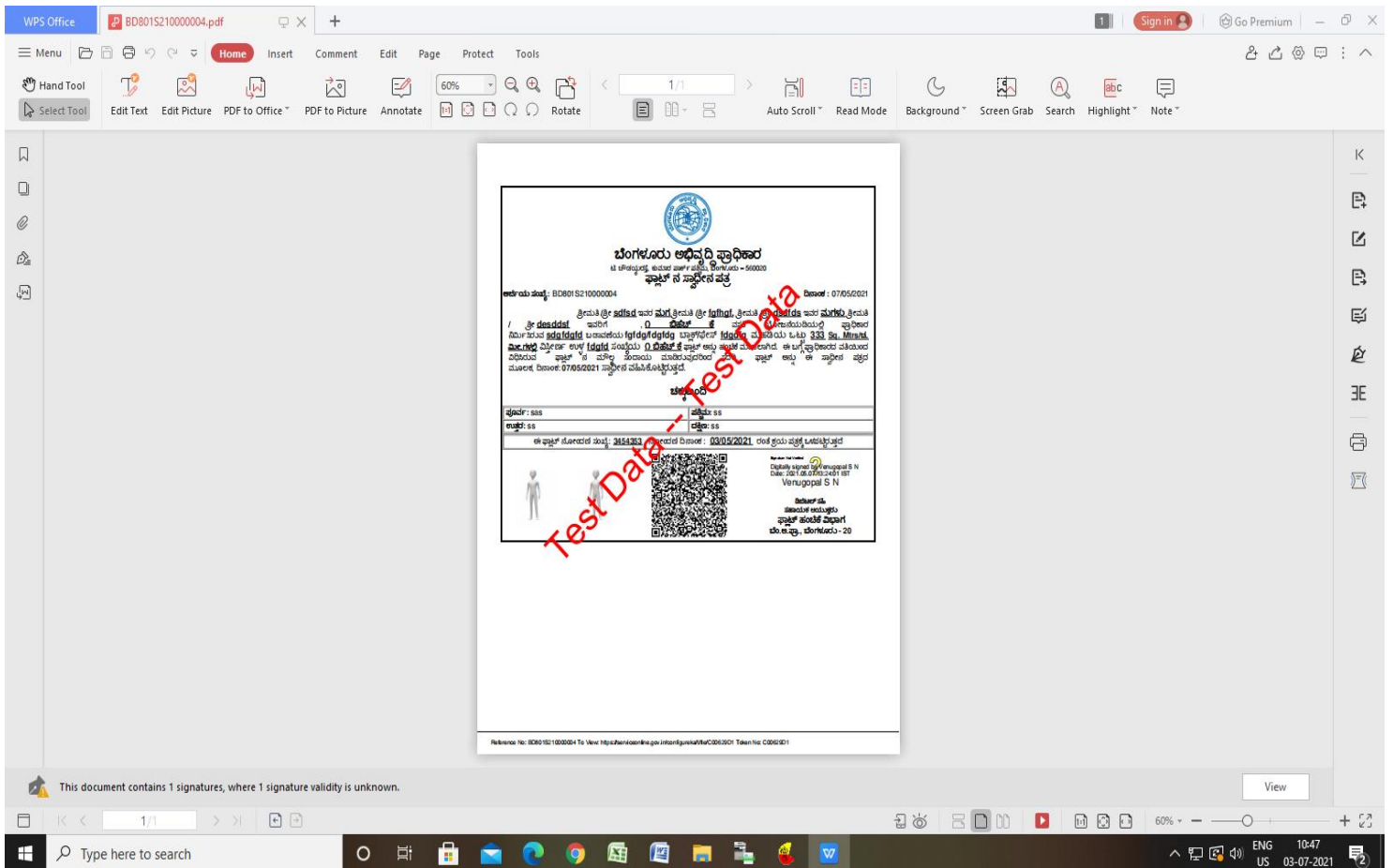
Application Reference Number :	ES002S210000027
Name of the Service :	Application for Death Certificate
Applied By :	Asha D J
Application due Date :	21/05/2021

S.No.	Task Name	Form Details	Issued Document(s)	Status	Remarks
1	Application Submission	View	Acknowledgement	Completed	NA
2	Push application data to DB	NA	Nil	Forwarded	View
3	Callback Webservice	NA	Output Certificate	Delivered	View

Showing 1 to 1 of 1 entries

Close

Step 20: e-Khata Transfer Certificate will be downloaded. You can print the certificate if required.



WPS Office

BD801S210000004.pdf

Menu

Home Insert Comment Edit Page Protect Tools

Hand Tool Select Tool Edit Text Edit Picture PDF to Office PDF to Picture Annotate Rotate Auto Scroll Read Mode Background Screen Grab Search Highlight Note

Reference No: BD801S210000004 To View <https://serviceonline.gov.in/portal/trackStatus.do?applicationId=BD801S210000004> Token No: C205/201

This document contains 1 signatures, where 1 signature validity is unknown.

View

ENG 10:47 03-07-2021